



# CITY

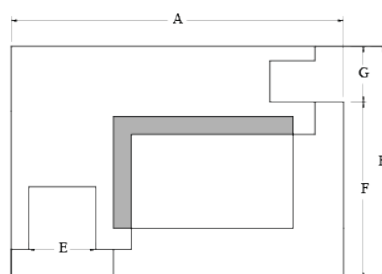
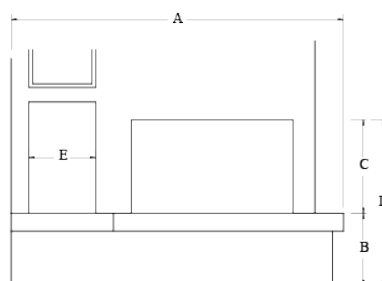
Disponibile di serie per i seguenti focolari:

DS 90 TGH - DS 100 TGH

DS 90 REF - DS 100 REF

In foto soglia realizzata in Ceramica Metallo perla; Sottogrado con supporto di serie da rifinire e verniciare in opera.

ESCLUSE PARTI IN LEGNO



	A	B	C	D	E	F	G	H
DS 90	175	40	54	94	37	88	31	119
DS 100	185	40	52	92	37	98	31	129

---


## CERAMICA




Calacatta Oro




Cemento Avorio



Cemento Grigio



Cemento Nero



Emperador




Grafite




Metallo Corten




Metallo Oxide



Metallo Perla



Nero Atene




Nero Gold



Ossido Moro




Materia Land




Materia Salt



Materia Stone



Nero Opaco



Bianco Opaco

DISPONIBILE DI SERIE NEI SEGUENTI MATERIALI

---

## PIETRA NATURALE



Ardesia a spacco



Wengè satinato



Maljat lucido